biorbyt
Explore. Bioreagents.

www.biorbyt.com

Product Datasheet

MCCC2 antibody (orb373903)

Description	Rabbit polyclonal antibody to MCCC2
Species/Host	Rabbit
Reactivity	Human, Mouse, Rat
Conjugation	Unconjugated
Tested Applications	WB
Immunogen	Recombinant fusion protein of human MCCC2 (NP_071415.1).
Preservatives	Buffer: PBS with 0.02% sodium azide,50% glycerol,pH7.3.
Storage	Maintain refrigerated at 2-8°C for up to 2 weeks. For long term storage store at -20°C in small aliquots to prevent freeze-thaw cycles.
Note	For research use only
Isotype	IgG
Clonality	Polyclonal
Purity	Affinity purification
MW	61kDa
Uniprot ID	Q9HCC0
Entrez	64087
Dilution Range	WB: 1:500-2000, IHC-P: 1:50-200
Expiration Date	12 months from date of receipt.

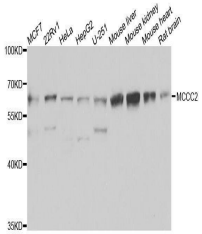

Western blot analysis of extracts of var...

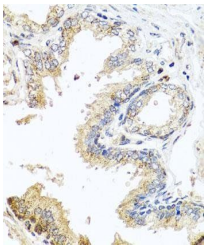

Immunohistochemical staining of human pr...

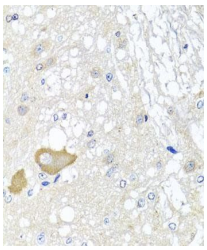

Immunohistochemical staining of rat brai...

Biorbyt Ltd.
7 Signet Court, Swann's Road, Cambridge, CB5 8LA, United Kingdom
Email: **info@biorbyt.com** | Phone: **+44 (0) 1223 859-353** | Fax: +44 (0)1223 280 240

Biorbyt LLC.
68 TW Alexander Drive
Research Triangle Park
Durham, North Carolina
27709. United States
Email: **info@biorbyt.com** | Phone: **+1 (415) 906-5211** | Fax: +1 (415) 651-8558