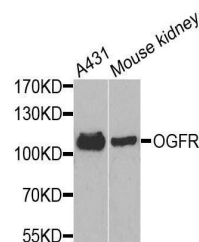


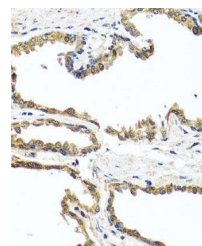
## Product Datasheet

### OGFR antibody (orb373532)

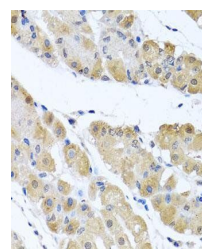
<b>Description</b>	Rabbit polyclonal antibody to OGFR
<b>Species/Host</b>	Rabbit
<b>Reactivity</b>	Human, Mouse, Rat
<b>Conjugation</b>	Unconjugated
<b>Tested Applications</b>	IF, IHC, WB
<b>Immunogen</b>	Recombinant fusion protein of human OGFR (NP_031372.2).
<b>Preservatives</b>	Buffer: PBS with 0.02% sodium azide, 50% glycerol, pH 7.3.
<b>Storage</b>	Maintain refrigerated at 2-8°C for up to 2 weeks. For long term storage store at -20°C in small aliquots to prevent freeze-thaw cycles.
<b>Note</b>	For research use only
<b>Isotype</b>	IgG
<b>Clonality</b>	Polyclonal
<b>Purity</b>	Affinity purification
<b>MW</b>	80KDa
<b>Uniprot ID</b>	<a href="#">Q9NZT2</a>
<b>Entrez</b>	<a href="#">11054</a>
<b>Dilution Range</b>	WB: 1:500-2000, IHC-P: 1:50-200, IF/ICC: 1:50-100
<b>Expiration Date</b>	12 months from date of receipt.



Western blot analysis of extracts of var...



Immunohistochemical staining of human pr...



Immunohistochemical staining of human ga...