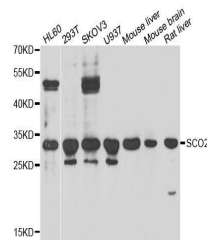


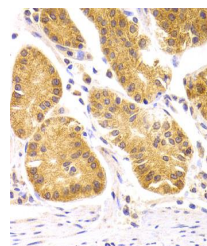
Product Datasheet

SCO2 antibody (orb373530)

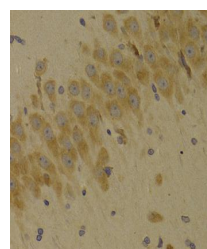
Description	Rabbit polyclonal antibody to SCO2
Reactivity	Human, Mouse, Rat
Conjugation	Unconjugated
Tested Applications	IHC, WB
Immunogen	Recombinant fusion protein of human SCO2(NP_005129.2).
Preservatives	PBS with 0.01% thiomersal,50% glycerol,pH7.3.
Storage	Maintain refrigerated at 2-8°C for up to 2 weeks. For long term storage store at -20°C in small aliquots to prevent freeze-thaw cycles.
Note	For research use only
Isotype	IgG
Clonality	Polyclonal
MW	30kDa
Uniprot ID	O43819
Dilution Range	WB: 1:500-2000, IHC-P: 1:50-200
Expiration Date	12 months from date of receipt.



Western blot analysis of extracts of var...



Immunohistochemical staining of Human ga...



Immunohistochemical staining of Rat brai...