

Product Datasheet

CD133 antibody (orb372326)

Description	CD133 antibody
Species/Host	Mouse
Reactivity	Human, Rat
Conjugation	Unconjugated
Tested Applications	IHC-P, WB
Immunogen	Recombinant protein of human CD133
Target	CD133
Form/Appearance	PBS with 0.05% sodium azide
Concentration	- 100 µg (in 200 µl): 0.5 mg/ml- 200 µg (in 400 µl): 0.5 mg/ml
Storage	Maintain refrigerated at 2-8°C for up to 2 weeks. For long term storage store at -20°C in small aliquots to prevent freeze-thaw cycles.
Note	For research use only
Isotype	IgG1
Clonality	Monoclonal
Clone Number	BM21-13
Purity	Purified by protein G.
MW	30.8 kDa
Uniprot ID	O43490, O54990, Q8CJ52
NCBI	001145847, 001139319

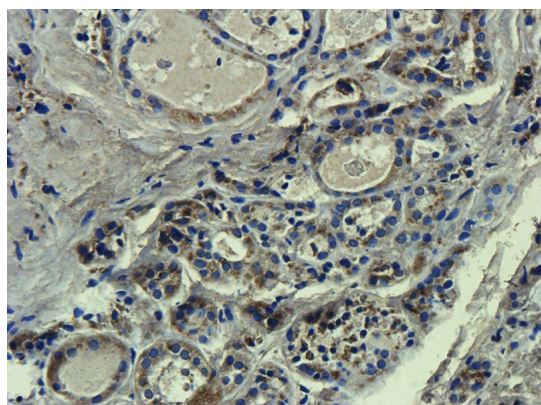
Biorbyt Ltd.

7 Signet Court, Swann's Road,
Cambridge, CB5 8LA, United Kingdom
Email: info@biorbyt.com, support@biorbyt.com
Phone: [+44 \(0\) 1223 859-353](tel:+44(0)1223859353) | Fax: [+1 \(415\) 651-8558](tel:+1(415)6518558)

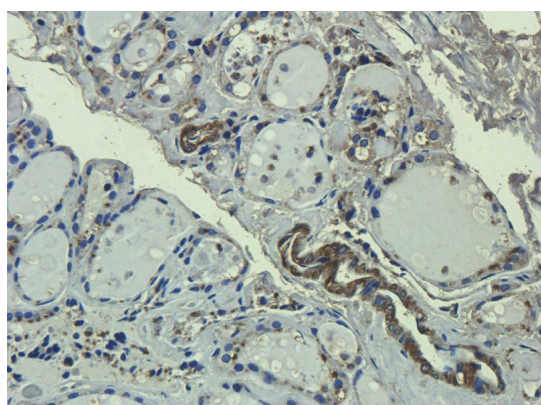
Biorbyt LLC.

68 TW Alexander Drive,
Durham, NC, 27713, United States
Email: info@biorbyt.com, support@biorbyt.com
Phone: [+1 \(415\) 906-5211](tel:+1(415)9065211) | Fax: [+1 \(415\) 651-8558](tel:+1(415)6518558)

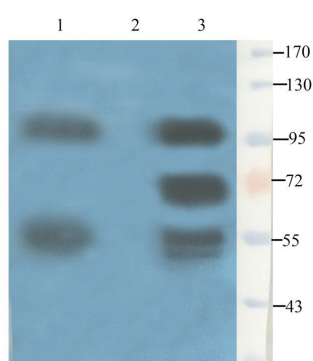
Entrez	8842
Dilution Range	WB: 1:200-2000, IHC-P: 1:100-800
Expiration Date	12 months from date of receipt.



IHC-P image of human thyroid tumour tissue using anti-CD133 (2.5 ug/ml)



Immunohistochemical staining of paraffin embedded human thyroid tumour tissue using anti-CD133 (2.5 ug/ml)



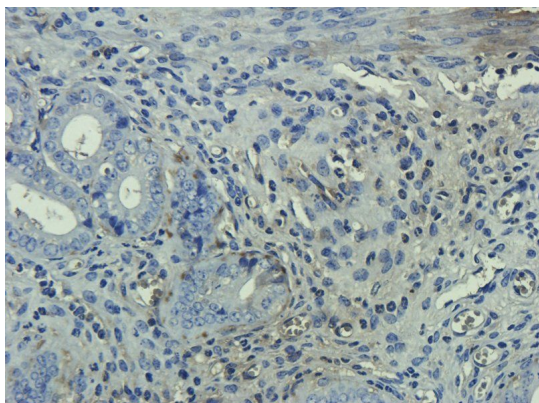
WB analysis of human lung cancer (lane 1), human breast tumour (lane 2), human endometrial cancer (lane 3) using CD133 antibody (1 ug/ml)

Biorbyt Ltd.

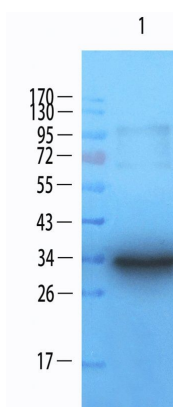
7 Signet Court, Swann's Road,
Cambridge, CB5 8LA, United Kingdom
Email: info@biorbyt.com, support@biorbyt.com
Phone: [+44 \(0\) 1223 859-353](tel:+4401223859353) | Fax: [+1 \(415\) 651-8558](tel:+14156518558)

Biorbyt LLC.

68 TW Alexander Drive,
Durham, NC, 27713, United States
Email: info@biorbyt.com, support@biorbyt.com
Phone: [+1 \(415\) 906-5211](tel:+14159065211) | Fax: [+1 \(415\) 651-8558](tel:+14156518558)



IHC-P staining of mouse uterus tissue using CD133 antibody (2.5 ug/ml)



Western blot analysis of CD133-E1 recombinant protein 100 ng using CD133 antibody (1 ug/ml)

Biorbyt Ltd.

7 Signet Court, Swann's Road,
Cambridge, CB5 8LA, United Kingdom
Email: info@biorbyt.com, support@biorbyt.com
Phone: [+44 \(0\) 1223 859-353](tel:+44(0)1223859353) | Fax: [+1 \(415\) 651-8558](tel:+1(415)6518558)

Biorbyt LLC.

68 TW Alexander Drive,
Durham, NC, 27713, United States
Email: info@biorbyt.com, support@biorbyt.com
Phone: [+1 \(415\) 906-5211](tel:+1(415)9065211) | Fax: [+1 \(415\) 651-8558](tel:+1(415)6518558)