
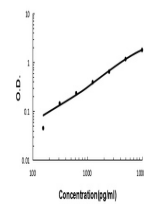
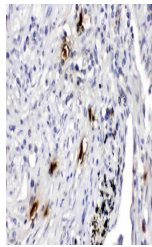


---

## Product Datasheet

### Mast Cell Tryptase/TPSAB1 Antibody (orb371750)

<b>Description</b>	Mast Cell Tryptase/TPSAB1 Antibody	
<b>Species/Host</b>	Rabbit	WB analysis of Mast Cell Tryptase using ...
<b>Reactivity</b>	Human	
<b>Conjugation</b>	Unconjugated	
<b>Tested Applications</b>	ELISA, IHC, WB	
<b>Immunogen</b>	E. coli-derived human Mast Cell Tryptase recombinant protein (Position: H65-P275). Human Mast Cell Tryptase shares 77% and 76.1% amino acid (aa) sequence identity with mouse and rat Mast Cell Tryptase, respectively.	 <p>Sandwich ELISA - Recombinant human Trypt...</p>
<b>Form/Appearance</b>	Lyophilized	
<b>Concentration</b>	Adding 0.2 ml of distilled water will yield a concentration of 500 µg/ml.	
<b>Storage</b>	Store at -20°C for one year from date of receipt. After reconstitution, at 4°C for one month. It can also be aliquotted and stored frozen at -20°C for six months. Avoid repeated freeze-thaw cycles.	 <p>IHC analysis of Mast Cell Tryptase using...</p>
<b>Note</b>	For research use only	
<b>Application notes</b>	Tested Species: In-house tested species with positive results. By Heat: Boiling the paraffin sections in 10mM citrate buffer, pH6.0, for 20mins is required for the staining of formalin/paraffin sections. Other applications have not been tested. Optimal dilutions should be determined by end users. Add 0.2ml of distilled water will yield a concentration of 500ug/ml.	
<b>Isotype</b>	Rabbit IgG	
<b>Clonality</b>	Polyclonal	
<b>MW</b>	30515 MW	
<b>Uniprot ID</b>	<a href="#">Q15661</a>	
<b>Expiration Date</b>	12 months from date of receipt.	