

---

## Product Datasheet

### Visfatin/NAMPT Antibody (orb371743)

**Description**

Visfatin/NAMPT Antibody

**Species/Host**

Rabbit

**Reactivity**

Human, Mouse, Rat

**Conjugation**

Unconjugated

**Tested**

ELISA, FC, ICC, IF, IHC, IHC-Fr, WB

**Applications**
**Immunogen**

E. coli-derived human Visfatin recombinant protein (Position: L62-N337). Human Visfatin shares 97.1% and 96.7% amino acid (aa) sequence identity with mouse and rat Visfatin, respectively.

**Form/Appearance**

Lyophilized

**Concentration**

Adding 0.2 ml of distilled water will yield a concentration of 500 µg/ml.

**Storage**

Store at -20°C for one year from date of receipt. After reconstitution, at 4°C for one month. It can also be aliquotted and stored frozen at -20°C for six months. Avoid repeated freeze-thaw cycles.

**Note**

For research use only

**Application notes**

Tested Species: In-house tested species with positive results. By Heat: Boiling the paraffin sections in 10mM citrate buffer, pH6.0, for 20mins is required for the staining of formalin/paraffin sections. Other applications have not been tested. Optimal dilutions should be determined by end users. Add 0.2ml of distilled water will yield a concentration of 500ug/ml.

**Isotype**

Rabbit IgG

**Clonality**

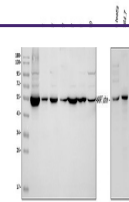
Polyclonal

**MW**

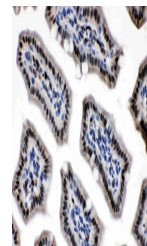
55521 MW

**Uniprot ID**
**P43490**
**Expiration Date**

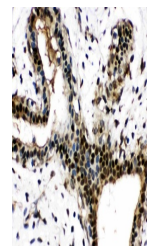
12 months from date of receipt.



WB analysis of Visfatin using anti-Visfa...



IHC analysis of Visfatin using anti-Visf...



IHC analysis of Visfatin using anti-Visf...