
Product Datasheet

HMGB2 Antibody (orb371736)

Description

HMGB2 Antibody

Species/Host

Rabbit

Reactivity

Human, Mouse, Rat

Conjugation

Unconjugated

Tested Applications

FC, ICC, IF, IHC, WB

Immunogen

A synthetic peptide corresponding to a sequence at the N-terminus of human HMGB2 (65-97aa KSDKARYDREMKNYVPPKGDKKGKKKDPNAPKR), identical to the related mouse and rat sequences.

Form/Appearance

Lyophilized

Concentration

Adding 0.2 ml of distilled water will yield a concentration of 500 µg/ml.

Storage

Store at -20°C for one year from date of receipt. After reconstitution, at 4°C for one month. It can also be aliquotted and stored frozen at -20°C for six months. Avoid repeated freeze-thaw cycles.

Note

For research use only

Application notes

Tested Species: In-house tested species with positive results.
 By Heat: Boiling the paraffin sections in 10mM citrate buffer, pH6.0, for 20mins is required for the staining of formalin/paraffin sections. Other applications have not been tested. Optimal dilutions should be determined by end users. Add 0.2ml of distilled water will yield a concentration of 500ug/ml.

Isotype

Rabbit IgG

Clonality

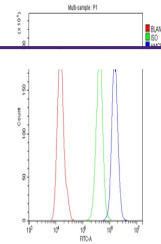
Polyclonal

MW

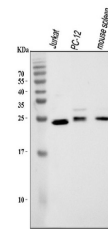
24034 MW

Uniprot ID
[P26583](#)
Expiration Date

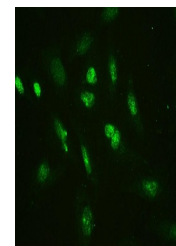
12 months from date of receipt.



Flow Cytometry analysis of A431 cells us...



WB analysis of HMGB2 using anti-HMGB2 an...



IF analysis of HMGB2 using anti-HMGB2 an...