
Product Datasheet

Carbonic Anhydrase II/CA2 Antibody (orb371723)

Description

Carbonic Anhydrase II/CA2 Antibody

Species/Host

Rabbit

Reactivity

Human, Mouse, Rat

Conjugation

Unconjugated

Tested Applications

FC, ICC, IF, IHC, WB

Immunogen

E.coli-derived human CA2 recombinant protein (Position: S2-K260). Human CA2 shares 81.1% and 80.7% amino acid (aa) sequence identity with mouse and rat CA2, respectively.

Form/Appearance

Lyophilized

Concentration

Adding 0.2 ml of distilled water will yield a concentration of 500 µg/ml.

Storage

Store at -20°C for one year from date of receipt. After reconstitution, at 4°C for one month. It can also be aliquotted and stored frozen at -20°C for six months. Avoid repeated freeze-thaw cycles.

Note

For research use only

Application notes

Tested Species: In-house tested species with positive results. By Heat: Boiling the paraffin sections in 10mM citrate buffer, pH6.0, for 20mins is required for the staining of formalin/paraffin sections. Other applications have not been tested. Optimal dilutions should be determined by end users. Add 0.2ml of distilled water will yield a concentration of 500ug/ml.

Isotype

Rabbit IgG

Clonality

Polyclonal

MW

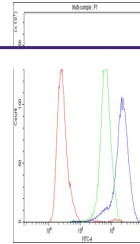
29246 MW

Uniprot ID
[P00918](https://www.uniprot.org/uniprot/P00918)
Sensitivity

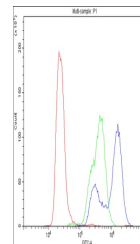
> 5000 cells

Expiration Date

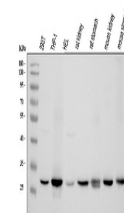
12 months from date of receipt.



Flow Cytometry analysis of HT-29 cells u...



Flow Cytometry analysis of SW480 cells u...



WB analysis of CA2 using anti-CA2 antibo...