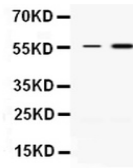

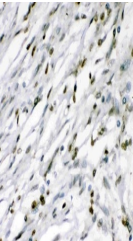


Product Datasheet

MEF2A Antibody (orb371687)

Description	MEF2A Antibody	130KD — 1 2
Species/Host	Rabbit	
Reactivity	Human, Mouse, Rat	<p>WB analysis of MEF2A using anti-MEF2A an...</p>
Conjugation	Unconjugated	
Tested Applications	ICC, IF, IHC, WB	<p>IF analysis of MEF2A using anti-MEF2A an...</p>
Immunogen	<p>A synthetic peptide corresponding to a sequence at the C-terminus of human MEF2A (466-507aa DGSDREDPRGDFHSPIVLGRPPNTEDRESPSVKRRMDAW VT), different from the related mouse sequence by one amino acid, and from the related rat sequence by two amino acids.</p>	
Form/Appearance	Lyophilized	
Concentration	<p>Adding 0.2 ml of distilled water will yield a concentration of 500 µg/ml.</p>	
Storage	<p>Store at -20°C for one year from date of receipt. After reconstitution, at 4°C for one month. It can also be aliquotted and stored frozen at -20°C for six months. Avoid repeated freeze-thaw cycles.</p>	
Note	For research use only	
Application notes	<p>Tested Species: In-house tested species with positive results. By Heat: Boiling the paraffin sections in 10mM citrate buffer, pH6.0, for 20mins is required for the staining of formalin/paraffin sections. Other applications have not been tested. Optimal dilutions should be determined by end users. . Add 0.2ml of distilled water will yield a concentration of 500ug/ml.</p>	
Isotype	Rabbit IgG	<p>IHC analysis of MEF2A using anti-MEF2A a...</p>
Clonality	Polyclonal	
MW	54811 MW	
Uniprot ID	Q02078	
Sensitivity	> 5000 cells	
Expiration Date	12 months from date of receipt.	