
Product Datasheet

TCP1 epsilon/CCT5 Antibody (orb371662)

Description

TCP1 epsilon/CCT5 Antibody

Species/Host

Rabbit

Reactivity

Human, Mouse, Rat

Conjugation

Unconjugated

Tested

FC, ICC, IF, IHC, WB

Applications
Immunogen

E. coli-derived human CCT5 recombinant protein (Position: L443-K535). Human CCT5 shares 95.7% amino acid (aa) sequence identity with both mouse and rat CCT5.

Form/Appearance

Lyophilized

Concentration

Adding 0.2 ml of distilled water will yield a concentration of 500 µg/ml.

Storage

Store at -20°C for one year from date of receipt. After reconstitution, at 4°C for one month. It can also be aliquotted and stored frozen at -20°C for six months. Avoid repeated freeze-thaw cycles.

Note

For research use only

Application notes

Tested Species: In-house tested species with positive results. By Heat: Boiling the paraffin sections in 10mM citrate buffer, pH6.0, for 20mins is required for the staining of formalin/paraffin sections. Other applications have not been tested. Optimal dilutions should be determined by end users. Add 0.2ml of distilled water will yield a concentration of 500ug/ml.

Isotype

Rabbit IgG

Clonality

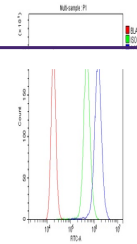
Polyclonal

MW


59671 MW

Uniprot ID
P48643
Expiration Date

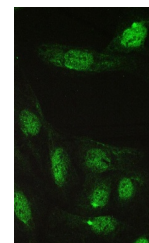
12 months from date of receipt.



Flow Cytometry analysis of A431 cells us...



WB analysis of CCT5 using anti-CCT5 anti...



IF analysis of CCT5 using anti-CCT5 anti...