
Product Datasheet

SIAH Interacting Protein/CACYBP Antibody (orb371640)

Description

SIAH Interacting Protein/CACYBP Antibody

Species/Host

Rabbit

Reactivity

Human, Mouse, Rat

Conjugation

Unconjugated

Tested Applications

FC, ICC, IF, IHC, WB

Immunogen

A synthetic peptide corresponding to a sequence at the N-terminus of human CACYBP (7-47aa QKDLEEVKVLLEKATRKVRDALTAEKSKIETIKNKMQQK), different from the related mouse sequence by five amino acids, and from the related rat sequence by six amino acids.

Form/Appearance

Lyophilized

Concentration

Adding 0.2 ml of distilled water will yield a concentration of 500 µg/ml.

Storage

Store at -20°C for one year from date of receipt. After reconstitution, at 4°C for one month. It can also be aliquotted and stored frozen at -20°C for six months. Avoid repeated freeze-thaw cycles.

Note

For research use only

Application notes

Tested Species: In-house tested species with positive results. By Heat: Boiling the paraffin sections in 10mM citrate buffer, pH6.0, for 20mins is required for the staining of formalin/paraffin sections. Other applications have not been tested. Optimal dilutions should be determined by end users. . Add 0.2ml of distilled water will yield a concentration of 500ug/ml.

Isotype

Rabbit IgG

Clonality

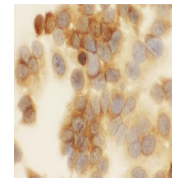
Polyclonal

MW

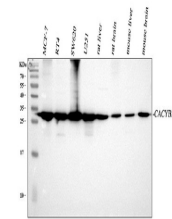
26210 MW

Uniprot ID
Q9HB71
Expiration Date

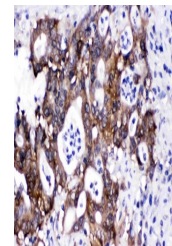
12 months from date of receipt.



ICC analysis of CACYBP using anti-CACYBP...



WB analysis of CACYBP using anti-CACYBP



IHC analysis of CACYBP using anti-CACYBP...