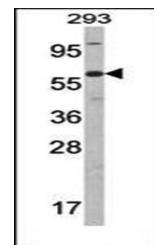
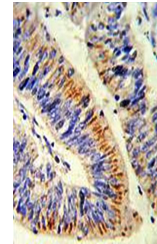


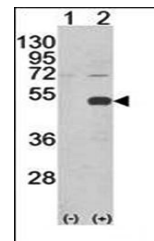
Product Datasheet

NFkB p65 antibody (orb37069)

Description	Rabbit polyclonal antibody to NFkB p65
Species/Host	Rabbit
Reactivity	Human, Mouse
Conjugation	Unconjugated
Tested Applications	FC, IF, IHC-P, WB
Immunogen	Synthetic Peptide
Target	RELA
Form/Appearance	Purified polyclonal antibody supplied in PBS with 0.09% (W/V) sodium azide. This antibody is prepared by Saturated Ammonium Sulfate (SAS) precipitation followed by dialysis against PBS.
Storage	Maintain refrigerated at 2-8°C for up to 2 weeks. For long term storage store at -20°C in small aliquots to prevent freeze-thaw cycles
Note	For research use only
Isotype	Rabbit IgG
Clonality	Polyclonal
MW	60219
Uniprot ID	Q04206
NCBI	NP_001138610.1 , NP_068810.3 , NP_001230913.1
Dilution Range	WB: 1:1000, IHC-P: 1:50-100, FACS: 1:10-50, IF/ICC: 1:10-50
Expiration Date	12 months from date of receipt.



Western blot analysis of RELA antibody i...



Western blot analysis of RELA antibody i...