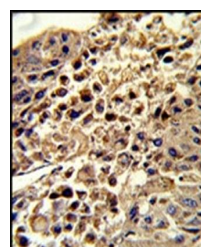
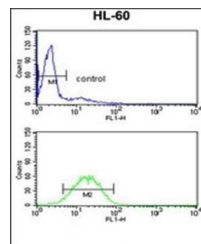


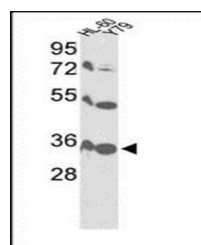
Product Datasheet

VDAC1 antibody (orb36793)

| | |
|----------------------------|---|
| Description | Purified rabbit polyclonal antibody. |
| Species/Host | Rabbit |
| Reactivity | Human |
| Conjugation | Unconjugated |
| Tested Applications | FC, IHC-P, WB |
| Immunogen | Synthetic Peptide |
| Target | VDAC1 |
| Form/Appearance | Purified polyclonal antibody supplied in PBS with 0.09% (W/V) sodium azide. This antibody is prepared by Saturated Ammonium Sulfate (SAS) precipitation followed by dialysis against PBS. |
| Storage | Maintain refrigerated at 2-8°C for up to 2 weeks. For long term storage store at -20°C in small aliquots to prevent freeze-thaw cycles |
| Note | For research use only |
| Isotype | Rabbit IgG |
| Clonality | Polyclonal |
| MW | 30773 |
| Uniprot ID | P21796 |
| NCBI | NP_003365.1 |
| Dilution Range | WB: 1:1000, IHC-P: 1:50-100, FACS: 1:10-50 |
| Expiration Date | 12 months from date of receipt. |



Immunohistochemical staining of paraffin...



Western blot analysis of in HL-60, Y79 c...