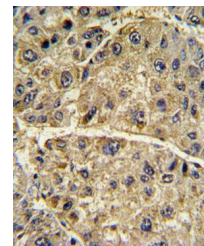
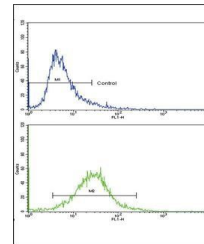



## Product Datasheet

### Collagen VI antibody (orb36739)

<b>Description</b>	Rabbit polyclonal antibody to Collagen VI
<b>Species/Host</b>	Rabbit
<b>Reactivity</b>	Human
<b>Conjugation</b>	Unconjugated
<b>Tested Applications</b>	FC, IHC-P, WB
<b>Immunogen</b>	Synthetic Peptide
<b>Target</b>	COL6A1
<b>Form/Appearance</b>	Purified polyclonal antibody supplied in PBS with 0.09% (W/V) sodium azide. This antibody is prepared by Saturated Ammonium Sulfate (SAS) precipitation followed by dialysis against PBS.
<b>Storage</b>	Maintain refrigerated at 2-8°C for up to 2 weeks. For long term storage store at -20°C in small aliquots to prevent freeze-thaw cycles
<b>Note</b>	For research use only
<b>Isotype</b>	Rabbit IgG
<b>Clonality</b>	Polyclonal
<b>MW</b>	108529
<b>Uniprot ID</b>	<a href="#">P12109</a>
<b>NCBI</b>	<a href="#">NP_001839.2</a>
<b>Dilution Range</b>	WB: 1:1000, IHC-P: 1:10-50, FACS: 1:10-50
<b>Expiration Date</b>	12 months from date of receipt.



Immunohistochemical staining of paraffin...



Western blot analysis of in A2058 cell l...