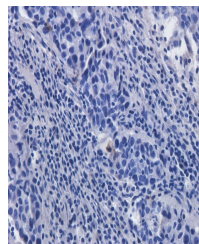


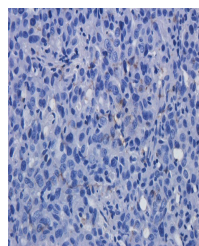
Product Datasheet

erbB-2 (Her-2/neu) antibody (orb357997)

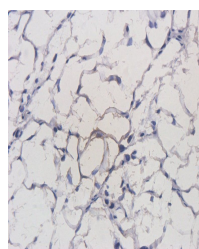
Description	Recombinant monoclonal antibody to erbB-2 (Her-2/neu)
Species/Host	Human
Reactivity	Human
Conjugation	Unconjugated
Tested Applications	ELISA, FC, IHC
Immunogen	A431 cells (human epidermoid carcinoma) (over)expressing EGFR.
Target	erbB-2 (Her-2/neu)
Preservatives	PBS with 0.02% Proclin 300.
Concentration	1 mg/ml
Storage	Store at 4°C for up to 3 months. For longer storage, aliquot and store at -20°C.
Note	For research use only
Application notes	This antibody binds to erbB-2/Her-2/neu has therapeutic indications particularly in the treatment of breast cancer (c.f. Herceptin). It can also be used to detect HER-2 by flow cytometry or IHC (Glazyrin 2007).
Isotype	IgG1
Clonality	Monoclonal
Purity	Purified
Uniprot ID	P04626
Expiration Date	12 months from date of receipt.



IHC-P staining of human breast cancer ti...



Immunohistochemical staining of paraffin...



Immunohistochemical staining of paraffin...