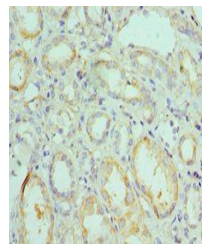


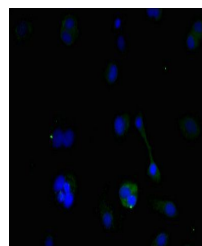
Product Datasheet

BNIP3 antibody (orb353465)

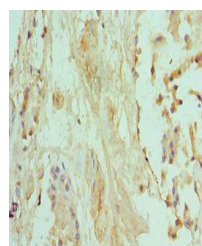
Description	BNIP3 antibody
Species/Host	Rabbit
Reactivity	Human
Conjugation	Unconjugated
Tested Applications	ELISA, IF, IHC
Immunogen	Recombinant Human BCL2/adenovirus E1B 19 kDa protein-interacting protein 3 protein (1-164AA)
Target	BNIP3
Preservatives	PBS with 0.02% sodium azide, 50% glycerol, pH7.3.
Form/Appearance	Liquid
Storage	Maintain refrigerated at 2-8°C for up to 2 weeks. For long term storage store at -20°C in small aliquots to prevent freeze-thaw cycles.
Note	For research use only
Isotype	IgG
Clonality	Polyclonal
Uniprot ID	Q12983
Dilution Range	IHC-P:1:20-1:200
Expiration Date	12 months from date of receipt.



Immunohistochemistry of paraffin-embedde...



Immunofluorescent analysis of MCF-7 cell...



Immunohistochemistry of paraffin-embedde...