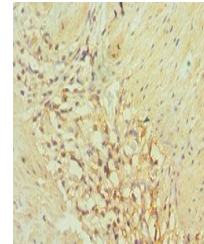


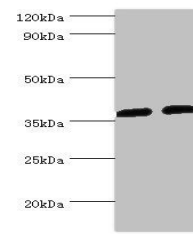
Product Datasheet

AKR1C3 antibody (orb353409)

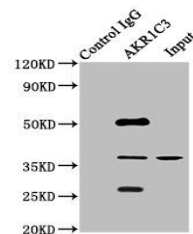
| | |
|----------------------------|---|
| Description | AKR1C3 antibody |
| Species/Host | Rabbit |
| Reactivity | Human |
| Conjugation | Unconjugated |
| Tested Applications | ELISA, IHC, IP, WB |
| Immunogen | Recombinant Human Aldo-keto reductase family 1 member C3 protein (1-323AA) |
| Target | AKR1C3 |
| Preservatives | PBS with 0.02% sodium azide, 50% glycerol, pH7.3. |
| Form/Appearance | Liquid |
| Storage | Maintain refrigerated at 2-8°C for up to 2 weeks. For long term storage store at -20°C in small aliquots to prevent freeze-thaw cycles. |
| Note | For research use only |
| Isotype | IgG |
| Clonality | Polyclonal |
| Uniprot ID | P42330 |
| Dilution Range | WB:1:500-5000, IHC-P:1:20-1:200 |
| Expiration Date | 12 months from date of receipt. |



Immunohistochemistry of paraffin-embedde...



Western blot aanalysis of K562 whole cel...



Immunoprecipitation analysis of HepG2 wh...