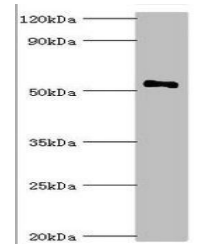


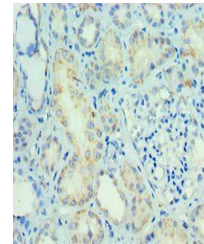
Product Datasheet

SMAD9 antibody (orb353313)

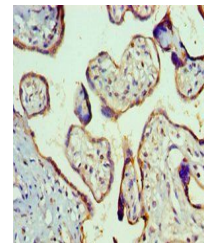
Description	SMAD9 antibody
Species/Host	Rabbit
Reactivity	Human
Conjugation	Unconjugated
Tested Applications	ELISA, IHC, WB
Immunogen	Recombinant Human Mothers against decapentaplegic homolog 9 protein (1-300AA)
Target	SMAD9
Preservatives	PBS with 0.02% sodium azide, 50% glycerol, pH7.3.
Form/Appearance	Liquid
Storage	Maintain refrigerated at 2-8°C for up to 2 weeks. For long term storage store at -20°C in small aliquots to prevent freeze-thaw cycles.
Note	For research use only
Isotype	IgG
Clonality	Polyclonal
Uniprot ID	O15198
Dilution Range	WB:1:500-2000, IHC-P:1:20-1:200
Expiration Date	12 months from date of receipt.



Western blot analysis of 293T whole cell...



Immunohistochemical staining of paraffin...



Immunohistochemical staining of paraffin...