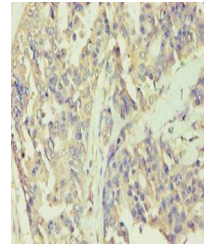


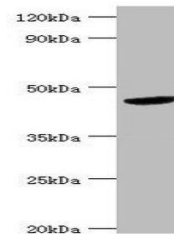
## Product Datasheet

### BCKDK antibody (orb352673)

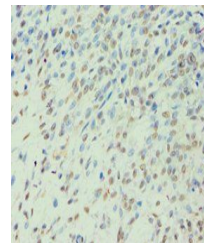
<b>Description</b>	BCKDK antibody
<b>Species/Host</b>	Rabbit
<b>Reactivity</b>	Human
<b>Conjugation</b>	Unconjugated
<b>Tested Applications</b>	ELISA, IHC, WB
<b>Immunogen</b>	Recombinant Human [3-methyl-2-oxobutanoate dehydrogenase [lipoamide]] kinase, mitochondrial protein (153-412AA)
<b>Target</b>	BCKDK
<b>Preservatives</b>	PBS with 0.02% sodium azide, 50% glycerol, pH7.3.
<b>Form/Appearance</b>	Liquid
<b>Storage</b>	Maintain refrigerated at 2-8°C for up to 2 weeks. For long term storage store at -20°C in small aliquots to prevent freeze-thaw cycles.
<b>Note</b>	For research use only
<b>Isotype</b>	IgG
<b>Clonality</b>	Polyclonal
<b>Uniprot ID</b>	<a href="#">O14874</a>
<b>Dilution Range</b>	WB:1:200-1000, IHC-P:1:20-1:200
<b>Expiration Date</b>	12 months from date of receipt.



Immunohistochemistry of paraffin-embedde...



Western blot aanalysis of HeLa whole cel...



Immunohistochemistry of paraffin-embedde...