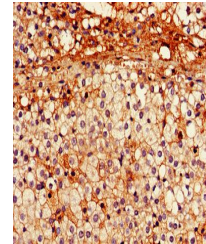


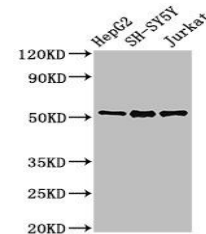
Product Datasheet

PARK2 antibody (orb352293)

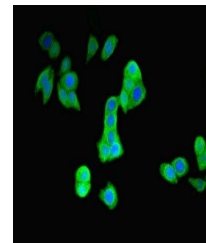
Description	PARK2 antibody
Species/Host	Rabbit
Reactivity	Human
Conjugation	Unconjugated
Tested Applications	ELISA, IF, IHC, WB
Immunogen	Recombinant Human E3 ubiquitin-protein ligase parkin protein (1-465AA)
Target	PRKN
Preservatives	Preservative: 0.03% Proclin 300. Constituents: 50% Glycerol
Form/Appearance	Liquid
Storage	Maintain refrigerated at 2-8°C for up to 2 weeks. For long term storage store at -20°C in small aliquots to prevent freeze-thaw cycles.
Note	For research use only
Isotype	IgG
Clonality	Polyclonal
Uniprot ID	O60260
Dilution Range	WB:1:500-5000, IHC-P:1:500-1000, IF:1:50-500
Expiration Date	12 months from date of receipt.



Immunohistochemistry of paraffin-embedde...



Western blot aanalysis of HepG2 whole ce...



Immunofluorescent analysis of PC-3 cells...