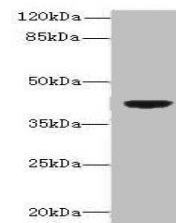


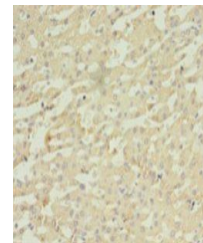
Product Datasheet

DAPK2 antibody (orb350421)

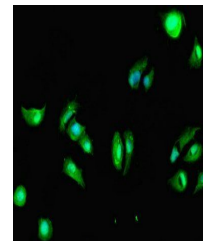
Description	DAPK2 antibody
Species/Host	Rabbit
Reactivity	Human, Mouse
Conjugation	Unconjugated
Tested Applications	ELISA, IF, IHC, WB
Immunogen	Recombinant Human Death-associated protein kinase 2 protein (222-370AA)
Target	DAPK2
Preservatives	Preservative: 0.03% Proclin 300. Constituents: 50% Glycerol
Form/Appearance	Liquid
Storage	Maintain refrigerated at 2-8°C for up to 2 weeks. For long term storage store at -20°C in small aliquots to prevent freeze-thaw cycles.
Note	For research use only
Isotype	IgG
Clonality	Polyclonal
Uniprot ID	Q9UIK4
Dilution Range	WB:1:500-2000, IHC-P:1:20-200, IF:1:50-200
Expiration Date	12 months from date of receipt.



Western blot analysis of Mouse brain tis...



Immunohistochemical staining of human li...



Immunofluorescence analysis of MCF-7 cel...