




Product Datasheet

ERK1/2 (phospho-Thr202/Tyr204) antibody (orb34844)

Description	Rabbit polyclonal antibody to ERK1/2
Species/Host	Rabbit
Reactivity	Human
Conjugation	Unconjugated
Tested Applications	DOT, WB
Immunogen	Synthetic Peptide
Target	MAPK3
Form/Appearance	Purified polyclonal antibody supplied in PBS with 0.09% (W/V) sodium azide. This antibody is purified through a protein A column, followed by peptide affinity purification.
Storage	Maintain refrigerated at 2-8°C for up to 2 weeks. For long term storage store at -20°C in small aliquots to prevent freeze-thaw cycles
Note	For research use only
Isotype	Rabbit IgG
Clonality	Polyclonal
MW	43136
Uniprot ID	P27361
NCBI	NP_001035145.1 , NP_001103361.1 , NP_002737.2
Dilution Range	WB: 1:1000, DOT: 1:500
Expiration Date	12 months from date of receipt.



Western blot analysis of ERK1/2 (phospho...



Western blot analysis of ERK1/2 (phospho...