
Product Datasheet

STAT3 (phospho-Y705) antibody (orb345698)

Description

STAT3 (phospho-Y705) antibody

Species/Host

Rabbit

Reactivity

Human

Conjugation

Unconjugated

Tested

ELISA, IHC, WB

Applications
Immunogen

This affinity purified Stat3 antibody was prepared by repeated immunizations with a phosphorylated synthetic peptide corresponding to the region of amino acids surrounding tyrosine 705 of human Stat3.

Preservatives

0.01% (w/v) Sodium Azide

Form/Appearance

Liquid (sterile filtered)

Concentration

1.0 mg/mL

Storage

Store vial at -20° C prior to opening. Aliquot contents and freeze at -20° C or below for extended storage. Avoid cycles of freezing and thawing. Centrifuge product if not completely clear after standing at room temperature. This product is stable for several weeks at 4° C as an undiluted liquid. Dilute only prior to immediate use.

Note

For research use only

Application notes

STAT3 pY705 antibody has been tested for use in ELISA, IHC, and Western Blot. Expect a band approximately 88.1 kDa in size corresponding to phosphorylated STAT3 protein by western blotting in the appropriate stimulated tissue or cell lysate or extract. Specific conditions for reactivity should be optimized by the end user.

Isotype

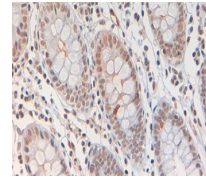
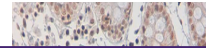
IgG

Clonality

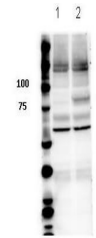
Polyclonal

Purity

Anti-STAT3 antibody is an affinity-purified antibody and is directed against the phosphorylated form of human STAT3 protein at the Y705. Anti-Stat3 antibody was affinity purified from monospecific antiserum by immunoaffinity purification. Antiserum was first purified against the phosphorylated form of the immunizing peptide. The resultant affinity purified antibody was then cross



Immunohistochemistry of Rabbit anti STAT...



Western Blot of Rabbit anti-Stat3 pY705 ...