
Product Datasheet

PPAR alpha antibody (orb345414)

Description

PPAR alpha antibody

Species/Host

Rabbit

Reactivity

Human, Mouse

Conjugation

Unconjugated

Tested

ELISA, FC, IF, IHC, WB

Applications
Immunogen

PPAR alpha Antibody was prepared from whole rabbit serum produced by repeated immunizations with a synthetic peptide corresponding to a N-Terminal region near amino acids 1-25 of mouse PPAR alpha.

Preservatives

0.01% (w/v) Sodium Azide

Form/Appearance

Liquid (sterile filtered)

Concentration

1.0 mg/mL

Storage

Store vial at -20° C or below prior to opening. This vial contains a relatively low volume of reagent (25 µL). To minimize loss of volume dilute 1:10 by adding 225 µL of the buffer stated above directly to the vial. Recap, mix thoroughly and briefly centrifuge to collect the volume at the bottom of the vial. Use this intermediate dilution when calculating final dilutions as recommended below. Store the vial at -20°C or below after dilution. Avoid cycles of freezing and thawing.

Note

For research use only

Application notes

Anti-PPAR alpha Antibody has been tested in ELISA, Western Blot, Immunohistochemistry, and Immunofluorescence. Expect a single band approximately 52 kDa in size corresponding to PPAR alpha by western blot in the appropriate tissue or cell lysate. A 1:200 dilution is suggested for Immunohistochemistry. Specific conditions for reactivity should be optimized by the end user.

Isotype

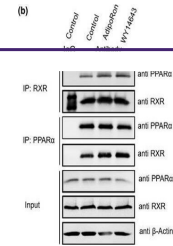
IgG

Clonality

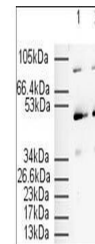
Polyclonal

Purity

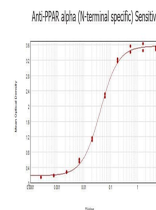
This affinity purified antibody is directed against mouse PPAR alpha protein. The product was affinity purified from monospecific antiserum by immunoaffinity purification. A BLAST analysis was used to suggest reactivity with this protein from mouse, rat, bovine, dog, golden hamster and boar sources based on 100% homology for the immunogen sequence. Cross reactivity with PPAR alpha protein from human, chimpanzee and rhesus monkey may also occur as this sequence shows 88% homology (16/18



Adiponectin regulates the expression of...



Affinity Purified Anti-PPAR alpha (N-te...)



ELISA results of purified Rabbit anti-PP...