

---

## Product Datasheet

### Collagen IV antibody (orb345353)

**Description**

Collagen IV antibody

**Species/Host**

Rabbit

**Reactivity**

Bovine, Human

**Conjugation**

Unconjugated

**Tested**

DOT, ELISA, IF, IHC, IP, WB

**Applications**
**Immunogen**

Collagen Type IV from human and bovine placenta

**Preservatives**

0.01% (w/v) Sodium Azide

**Form/Appearance**

Liquid (sterile filtered)

**Concentration**

1.17 mg/mL

**Storage**

Store vial at 4° C prior to opening. This product is stable at 4° C as an undiluted liquid. Dilute only prior to immediate use. For extended storage, mix with an equal volume of glycerol, aliquot contents and freeze at -20° C or below. Avoid cycles of freezing and thawing.

**Note**

For research use only

**Application notes**

Anti-Collagen Type IV has been tested by dot blot and IHC and is suitable for indirect trapping ELISA for quantitation of antigen in serum using a standard curve, immunoprecipitation, native (non-denaturing, non-dissociating) PAGE, immunohistochemistry, and western blotting for highly sensitive qualitative analysis.

**Isotype**

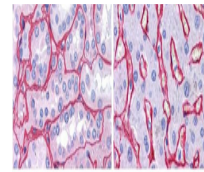
IgG

**Clonality**

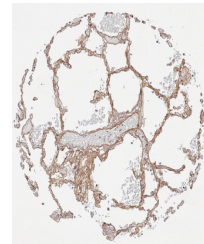
Polyclonal

**Purity**

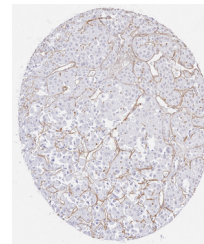
Anti-Collagen Type IV has been prepared by immunoaffinity chromatography using immobilized antigens followed by extensive cross-adsorption against other collagens, human serum proteins and non-collagen extracellular matrix proteins to remove any unwanted specificities. Some class-specific anti-collagens may be specific for three-dimensional epitopes which may result in diminished reactivity with denatured collagen or formalin-fixed, paraffin embedded tissues. This antibody reacts with most mammalian Type IV collagens and has negligible cross-reactivity with Type I, II, III, V or VI collagens. Non-specific cross-reaction of anti-collagen antibodies with other human serum proteins or non-collagen extracellular matrix proteins is negligible.



Biorbyt anti collagen IV antibody (1:400...



Immunohistochemistry results of Rabbit A...



Immunohistochemistry results of Rabbit A...