
Product Datasheet

p53 (phospho-Thr18) antibody (orb34497)

Description

Rabbit polyclonal antibody to p53 (phospho-

P-Pah

Species/Host

Rabbit

Reactivity

Human, Mouse

Conjugation

Unconjugated

Tested Applications

DOT, IHC-P, WB

Immunogen

Synthetic Peptide

Target

TP53

Form/Appearance

Purified polyclonal antibody supplied in PBS with 0.09% (W/V) sodium azide. This antibody is purified through a protein A column, followed by peptide affinity purification.

Storage

Maintain refrigerated at 2-8°C for up to 2 weeks. For long term storage store at -20°C in small aliquots to prevent freeze-thaw cycles

Note

For research use only

Isotype

Rabbit IgG

Clonality

Polyclonal

MW

43653

Uniprot ID
[P04637](#)
NCBI

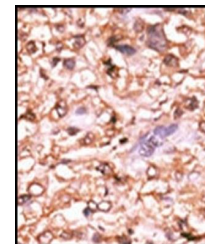

[NP_001119588.1](#), [NP_001263624.1](#),
[NP_001263627.1](#), [NP_001119587.1](#),
[NP_001119589.1](#), [NP_001263626.1](#),
[NP_001119586.1](#), [NP_001119585.1](#),
[NP_000537.3](#), [NP_00126](#), [NP_001119590.1](#),
[NP_001263625.1](#), [NP_001119584.1](#),
[NP_001263628.1](#)

Dilution Range

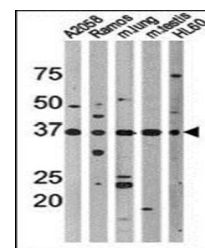
DOT: 1:500, WB: 1:1000, IHC-P: 1:50-100

Expiration Date

12 months from date of receipt.



Immunohistochemical staining of paraffin...



Western blot analysis of A2058, Ramos, m...