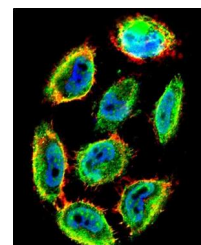
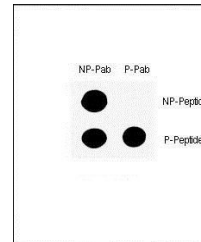


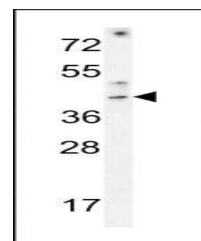
Product Datasheet

p53 (phospho-Ser9) antibody (orb34496)

Description	Rabbit polyclonal antibody to p53 (phospho-Ser9)
Species/Host	Rabbit
Reactivity	Human
Conjugation	Unconjugated
Tested Applications	DOT, IF, WB
Immunogen	Synthetic Peptide
Target	TP53
Form/Appearance	Purified polyclonal antibody supplied in PBS with 0.09% (W/V) sodium azide. This antibody is purified through a protein A column, followed by peptide affinity purification.
Storage	Maintain refrigerated at 2-8°C for up to 2 weeks. For long term storage store at -20°C in small aliquots to prevent freeze-thaw cycles
Note	For research use only
Isotype	Rabbit IgG
Clonality	Polyclonal
MW	43653
Uniprot ID	P04637
NCBI	NP_001119588.1 , NP_001263624.1 , NP_001263627.1 , NP_001119587.1 , NP_001119589.1 , NP_001263626.1 , NP_001119586.1 , NP_001119585.1 , NP_000537.3 , NP_00126 , NP_001119590.1 , NP_001263625.1 , NP_001119584.1 , NP_001263628.1
Dilution Range	DOT: 1:500, WB: 1:1000, IF/ICC: 1:10-50
Expiration Date	12 months from date of receipt.



Immunofluorescence analysis of A2058 cel...



Western blot analysis of in HL60(left) a...