
Product Datasheet

Streptavidin antibody (orb344582)

Description

Streptavidin antibody

Species/Host

Rabbit

Reactivity

Bacteria

Conjugation

Unconjugated

Tested Applications

DOT, ELISA, IHC, WB

Immunogen

Streptavidin [Streptomyces avidinii]

Preservatives

0.01% (w/v) Sodium Azide

Form/Appearance

Liquid (sterile filtered)

Concentration

1.0 mg/mL

Storage

Store vial at -20° C prior to opening. Aliquot contents and freeze at -20° C or below for extended storage. Avoid cycles of freezing and thawing. Centrifuge product if not completely clear after standing at room temperature. This product is stable for several weeks at 4° C as an undiluted liquid. Dilute only prior to immediate use.

Note

For research use only

Application notes

Anti-Streptavidin antibody has been tested by ELISA, SDS-Page, and dot blot and is suitable for western blot, and immunohistochemistry, as well as other assays requiring lot-to-lot consistency.

Isotype

IgG

Clonality

Polyclonal

Purity

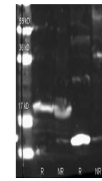
Anti-Streptavidin antibody is an IgG fraction antibody purified from monospecific antiserum by a multi-step process which includes delipidation, salt fractionation and ion exchange chromatography followed by extensive dialysis against the buffer stated above. Assay by immunoelectrophoresis resulted in a single precipitin arc against anti-Rabbit Serum as well as purified and partially purified Streptavidin [Streptomyces avidinii]. No cross reactivity occurs against Avidin.

Dilution Range

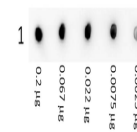
ELISA: 1:200,000, IHC: 1:1,500 - 1:5,000, WB: 1:3,000 - 1:12,000

Expiration Date

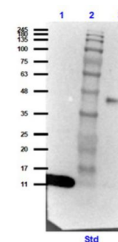
12 months from date of receipt.



Biorbyt Rabbit anti Streptavidin and Bio...



Dot Blot showing the detection of Strept...



Western Blot of Rabbit Anti-Streptavidin...