
Product Datasheet

6X His Tag antibody (Peroxidase) (orb344539)

Description

6X His Tag antibody (Peroxidase)

Species/Host

Mouse

Conjugation

HRP

Tested Applications

ELISA, IHC, WB

Immunogen

This 6X his antibody was produced in mice by repeated immunizations with 6X His epitope tag peptide H-H-H-H-H-H conjugated to KLH using maleimide.

Preservatives

0.01% (w/v) Gentamicin Sulfate. Do NOT add Sodium Azide!

Form/Appearance

Lyophilized

Concentration

1.0 mg/mL

Storage

Store vial at 4° C prior to restoration. For extended storage aliquot contents and freeze at -20° C or below. Avoid cycles of freezing and thawing. Centrifuge product if not completely clear after standing at room temperature. This product is stable for several weeks at 4° C as an undiluted liquid. Dilute only prior to immediate use.

Note

For research use only

Application notes

Anti-6X His is optimally suited for monitoring expression of His-tagged fusion proteins. As such, anti-6X His/6X His can be used to identify fusion proteins containing the 6X His epitope. The antibody recognizes the His tag fused either to the amino- or carboxy- termini of targeted proteins. This antibody has been tested by ELISA and western blotting against both the immunizing peptide and His-containing recombinant proteins. Although not tested, this antibody is likely functional for immunoprecipitation and immunocytochemistry.

Isotype

IgG1

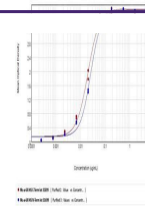
Clonality

Monoclonal

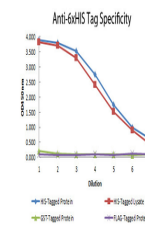
Purity

6X His antibody is directed against the 6X His motif and was purified from concentrated tissue culture supernate by Protein A chromatography. This monoclonal anti-6X His tag antibody detects over-expressed proteins containing the 6X His epitope tag and is useful in determining its presence in various assays. To date, this antibody has reacted with all His tagged proteins so far tested. In western blotting of

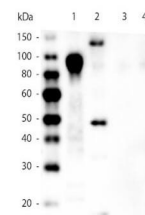
HRP Conjugated monoclonal anti-6x his antibody specificity



ELISA of Mouse anti-6xHIS Tag Antibody. ...



ELISA of Mouse anti-6xHIS Tag Antibody. ...



Western Blot of Mouse anti-6xHIS Tag Ant...