
Product Datasheet

STAT5 (phospho-Y694) antibody (orb344455)

Description

STAT5 (phospho-Y694) antibody

Species/Host

Mouse

Reactivity

Human, Mouse

Conjugation

Unconjugated

Tested Applications

ELISA, IF, IHC, WB

Immunogen

Phospho STAT5 pY694 monoclonal antibody was produced by repeated immunizations with a synthetic peptide corresponding to residues surrounding Y694 of mouse STAT5a protein.

Preservatives

0.01% (w/v) Sodium Azide

Form/Appearance

Liquid (sterile filtered)

Concentration

1mg/mL

Storage

Store Anti-STAT5 phospho Y694 Antibody at -20° C prior to opening. Aliquot contents and freeze at -20° C or below for extended storage. Avoid cycles of freezing and thawing. Centrifuge product if not completely clear after standing at room temperature. Phospho STAT5 pY694 Antibody is stable for several weeks at 4° C as an undiluted liquid. Dilute only prior to immediate use.

Note

For research use only

Application notes

This monoclonal antibody has been tested by ELISA, immunofluorescence, immunohistochemistry, and western blotting. Specific conditions for reactivity should be optimized by the end user. Expect a band approximately 91 kDa in size corresponding to phosphorylated Stat5a protein by western blotting in the appropriate cell lysate or extract. This phospho-specific monoclonal antibody reacts with mouse Stat5a phospho Y694 and shows minimal reactivity by ELISA against the non-phosphorylated form of the immunizing peptide.

Isotype

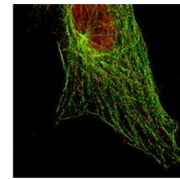
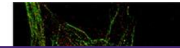
IgG1

Clonality

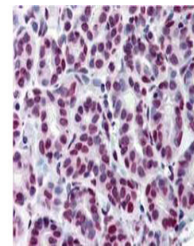
Monoclonal

Purity

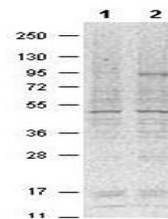
Anti-STAT5 phospho Y694 Antibody was purified from concentrated tissue culture supernate by Protein A chromatography. This antibody is specific for mouse Stat5a protein phosphorylated



Immunofluorescent STED Microscopy of Ant...



Immunohistochemistry using Biorbyt Anti-...



Western blot using Biorbyt's Protein A p...