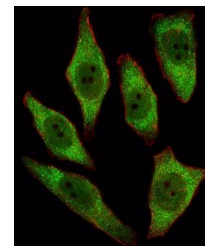
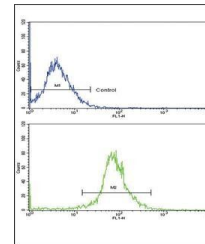


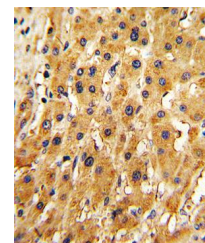
## Product Datasheet

### APRT antibody (orb34287)

<b>Description</b>	Peptide affinity purified rabbit polyclonal antibody.
<b>Species/Host</b>	Rabbit
<b>Reactivity</b>	Human
<b>Conjugation</b>	Unconjugated
<b>Tested Applications</b>	FC, IF, IHC-P, WB
<b>Immunogen</b>	Synthetic Peptide
<b>Target</b>	APRT
<b>Form/Appearance</b>	Purified polyclonal antibody supplied in PBS with 0.09% (W/V) sodium azide. This antibody is purified through a protein A column, followed by peptide affinity purification.
<b>Storage</b>	Maintain refrigerated at 2-8°C for up to 2 weeks. For long term storage store at -20°C in small aliquots to prevent freeze-thaw cycles
<b>Note</b>	For research use only
<b>Isotype</b>	Rabbit IgG
<b>Clonality</b>	Polyclonal
<b>MW</b>	19608
<b>Uniprot ID</b>	<a href="#">P07741</a>
<b>NCBI</b>	<a href="#">NP_000476.1</a> , <a href="#">NP_001025189.1</a>
<b>Dilution Range</b>	WB: 1:1000, IF/ICC: 1:10-50, IHC-P: 1:10-50, FACS: 1:10-50
<b>Expiration Date</b>	12 months from date of receipt.



Immunofluorescence analysis of A549 cell...



Immunohistochemical staining of paraffin...