


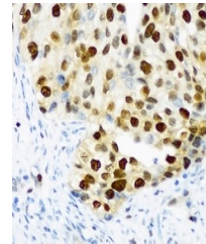
Product Datasheet

DDX39B antibody (orb341480)

| | |
|----------------------------|---|
| Description | Rabbit polyclonal antibody to DDX39B |
| Species/Host | Rabbit |
| Reactivity | Human, Mouse, Rat |
| Conjugation | Unconjugated |
| Tested Applications | IF, IH, WB |
| Immunogen | Recombinant full length protein of human DDX39B |
| Target | DDX39B |
| Preservatives | Liquid in 0.42% Potassium phosphate, 0.87% Sodium chloride, pH 7.3, 30% glycerol, and 0.01% sodium azide. |
| Form/Appearance | Liquid in 0.42% Potassium phosphate, 0.87% Sodium chloride, pH 7.3, 30% glycerol, and 0.01% sodium azide. |
| Storage | Maintain refrigerated at 2-8°C for up to 2 weeks. For long term storage store at -20°C in small aliquots to prevent freeze-thaw cycles. |
| Note | For research use only |
| Clonality | Polyclonal |
| Source | Rabbit |
| Uniprot ID | Q63413 , Q9Z1N5 , Q13838 |
| Entrez | 114612 , 7919 , 53817 |
| Dilution Range | WB: 1:500-1:2000, IHC-P: 1:50-1:200 |
| Expiration Date | 12 months from date of receipt. |

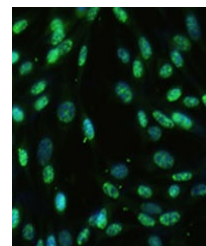


Western blot analysis of DDX39B expressi...



Immunohistochemical analysis of DDX39B

S...



Immunofluorescent analysis of DDX39B sta...