


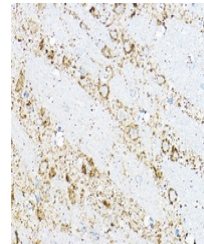
Product Datasheet

BCAT2 antibody (orb341298)

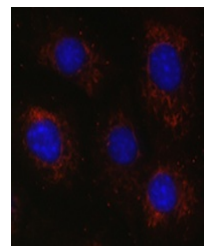
Description	Rabbit polyclonal antibody to BCAT2
Species/Host	Rabbit
Reactivity	Human, Mouse, Rat
Conjugation	Unconjugated
Tested Applications	IF, IH, WB
Immunogen	Recombinant full length protein of human BCAT2
Target	BCAT2
Preservatives	Liquid in 0.42% Potassium phosphate, 0.87% Sodium chloride, pH 7.3, 30% glycerol, and 0.01% sodium azide.
Form/Appearance	Liquid in 0.42% Potassium phosphate, 0.87% Sodium chloride, pH 7.3, 30% glycerol, and 0.01% sodium azide.
Storage	Maintain refrigerated at 2-8°C for up to 2 weeks. For long term storage store at -20°C in small aliquots to prevent freeze-thaw cycles.
Note	For research use only
Clonality	Polyclonal
Source	Rabbit
Uniprot ID	O35855 , O15382 , O35854
Entrez	12036 , 64203 , 587
Dilution Range	WB: 1:500-1:2000
Expiration Date	12 months from date of receipt.



Western blot analysis of BCAT2 expressio...



Immunohistochemical analysis of BCAT2 staining...



Immunofluorescent analysis of BCAT2 staining...