


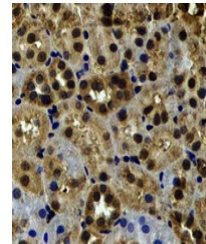
Product Datasheet

MYO1C antibody (orb341199)

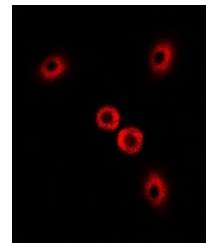
Description	Rabbit polyclonal antibody to MYO1C
Species/Host	Rabbit
Reactivity	Human, Mouse, Rat
Conjugation	Unconjugated
Tested Applications	IF, IH, WB
Immunogen	Recombinant full length protein of human Myosin Ic
Target	MYO1C
Preservatives	Liquid in 0.42% Potassium phosphate, 0.87% Sodium chloride, pH 7.3, 30% glycerol, and 0.01% sodium azide.
Form/Appearance	Liquid in 0.42% Potassium phosphate, 0.87% Sodium chloride, pH 7.3, 30% glycerol, and 0.01% sodium azide.
Storage	Maintain refrigerated at 2-8°C for up to 2 weeks. For long term storage store at -20°C in small aliquots to prevent freeze-thaw cycles.
Note	For research use only
Clonality	Polyclonal
Source	Rabbit
Uniprot ID	Q9WTI7 , O00159 , Q63355
Entrez	4641 , 65261 , 17913
Dilution Range	WB: 1:500-1:2000, IHC-P: 1:50-1:200, IF/ICC: 1:50-1:100
Expiration Date	12 months from date of receipt.



Western blot analysis of Myosin Ic expression.



Immunohistochemical analysis of Myosin Ic.



Immunofluorescent analysis of Myosin Ic.

...