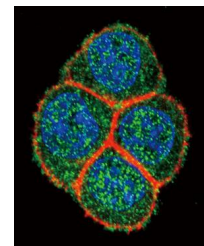
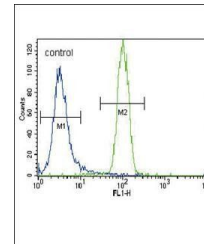


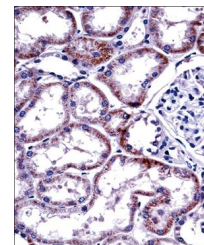
Product Datasheet

HNF4A antibody (orb34100)

Description	Rabbit polyclonal antibody to HNF4A
Species/Host	Rabbit
Reactivity	Human, Rat
Conjugation	Unconjugated
Tested Applications	FC, IF, IHC-P, WB
Immunogen	Synthetic Peptide
Target	HNF4A
Form/Appearance	Purified polyclonal antibody supplied in PBS with 0.09% (W/V) sodium azide. This antibody is prepared by Saturated Ammonium Sulfate (SAS) precipitation followed by dialysis against PBS.
Storage	Maintain refrigerated at 2-8°C for up to 2 weeks. For long term storage store at -20°C in small aliquots to prevent freeze-thaw cycles
Note	For research use only
Isotype	Rabbit IgG
Clonality	Polyclonal
MW	52785
Uniprot ID	P41235
NCBI	NP_001025174.1 , NP_001025175.1 , NP_000448.3 , NP_787110.2 , NP_849181.1 , NP_001245284.1
Dilution Range	WB: 1:1000, IHC-P: 1:10-50, IF/ICC: 1:10-50, FACS: 1:10-50
Expiration Date	12 months from date of receipt.



Immunofluorescence analysis of Hela cell...



Immunohistochemical staining of paraffin...