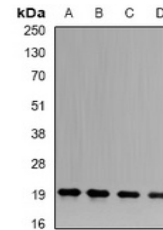


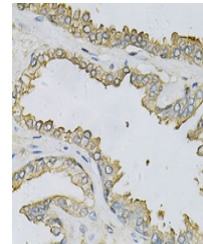
Product Datasheet

APRT antibody (orb340918)

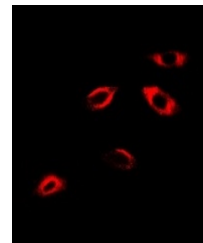
| | |
|----------------------------|---|
| Description | Rabbit polyclonal antibody to APRT |
| Species/Host | Rabbit |
| Reactivity | Human, Mouse, Rat |
| Conjugation | Unconjugated |
| Tested Applications | IF, IH, WB |
| Immunogen | Recombinant full length protein of human APRT |
| Target | APRT |
| Preservatives | Liquid in 0.42% Potassium phosphate, 0.87% Sodium chloride, pH 7.3, 30% glycerol, and 0.01% sodium azide. |
| Form/Appearance | Liquid in 0.42% Potassium phosphate, 0.87% Sodium chloride, pH 7.3, 30% glycerol, and 0.01% sodium azide. |
| Storage | Maintain refrigerated at 2-8°C for up to 2 weeks. For long term storage store at -20°C in small aliquots to prevent freeze-thaw cycles. |
| Note | For research use only |
| Clonality | Polyclonal |
| Source | Rabbit |
| Uniprot ID | P36972 , P07741 , P08030 |
| Entrez | 353 , 292072 , 11821 |
| Dilution Range | WB: 1:500-1:2000, IF/ICC: 1:50-1:200 |
| Expiration Date | 12 months from date of receipt. |



Western blot analysis of APRT expression...



Immunohistochemical analysis of APRT sta...



Immunofluorescent analysis of APRT stain...