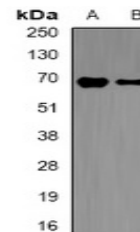


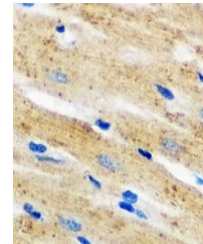
Product Datasheet

NCF2 antibody (orb340739)

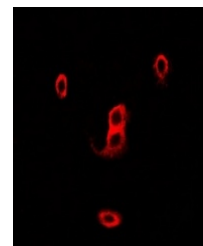
Description	Rabbit polyclonal antibody to NCF2
Species/Host	Rabbit
Reactivity	Human, Mouse, Rat
Conjugation	Unconjugated
Tested Applications	IF, IH, IP, WB
Immunogen	Recombinant full length protein of human p67 phox
Target	NCF2
Preservatives	Liquid in 0.42% Potassium phosphate, 0.87% Sodium chloride, pH 7.3, 30% glycerol, and 0.01% sodium azide.
Form/Appearance	Liquid in 0.42% Potassium phosphate, 0.87% Sodium chloride, pH 7.3, 30% glycerol, and 0.01% sodium azide.
Storage	Maintain refrigerated at 2-8°C for up to 2 weeks. For long term storage store at -20°C in small aliquots to prevent freeze-thaw cycles.
Note	For research use only
Clonality	Polyclonal
Source	Rabbit
Uniprot ID	O70145 , P19878 , A7E3N2
Entrez	4688 , 364018 , 17970
Dilution Range	WB: 1:500-1:2000, IHC-P: 1:50-1:200, IF/ICC: 1:50-1:200, IP: 1:20-1:100
Expiration Date	12 months from date of receipt.



Western blot analysis of p67 phox expres...



Immunohistochemical analysis of p67 phox...



Immunofluorescent analysis of p67 phox S...