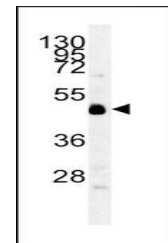
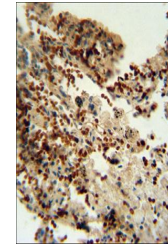


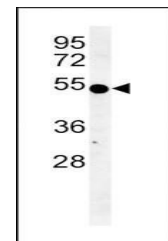
Product Datasheet

IDO antibody (orb34024)

Description	Rabbit polyclonal antibody to IDO
Species/Host	Rabbit
Reactivity	Human, Mouse
Conjugation	Unconjugated
Tested Applications	IHC-P, WB
Immunogen	Synthetic Peptide
Target	IDO1
Form/Appearance	Purified polyclonal antibody supplied in PBS with 0.09% (W/V) sodium azide. This antibody is prepared by Saturated Ammonium Sulfate (SAS) precipitation followed by dialysis against PBS.
Storage	Maintain refrigerated at 2-8°C for up to 2 weeks. For long term storage store at -20°C in small aliquots to prevent freeze-thaw cycles
Note	For research use only
Isotype	Rabbit IgG
Clonality	Polyclonal
MW	45326
Uniprot ID	P14902
NCBI	NP_002155.1
Dilution Range	WB: 1:1000, IHC-P: 1:10-50
Expiration Date	12 months from date of receipt.



Western blot analysis of mouse cerebellu...



Western blot analysis of K562 cell line ...