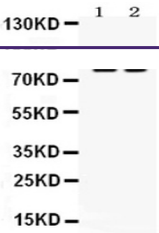
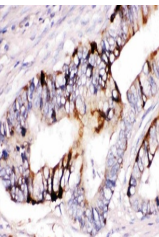
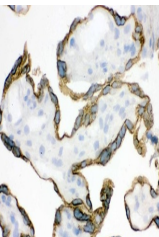

Product Datasheet

ZP2 Antibody (orb334645)

Description	ZP2 Antibody	
Species/Host	Rabbit	
Reactivity	Human	
Conjugation	Unconjugated	
Tested Applications	IHC, WB	<p>WB analysis of ZP2 using anti-ZP2 antibo...</p>
Immunogen	A synthetic peptide corresponding to a sequence at the N-terminus of human ZP2 (511-544aa ENEYPLVRLRQPIYMEVRVLRDDPNIKLVLDD), different from the related mouse sequence by six amino acids, and from the related rat sequence by four amino acids.	
Form/Appearance	Lyophilized	
Concentration	Adding 0.2 ml of distilled water will yield a concentration of 500 µg/ml.	
Storage	Store at -20°C for one year from date of receipt. After reconstitution, at 4°C for one month. It can also be aliquotted and stored frozen at -20°C for six months. Avoid repeated freeze-thaw cycles.	<p>IHC analysis of ZP2 using anti-ZP2 antib...</p>
Note	For research use only	
Application notes	Tested Species: In-house tested species with positive results. By Heat: Boiling the paraffin sections in 10mM citrate buffer, pH6.0, for 20mins is required for the staining of formalin/paraffin sections. Other applications have not been tested. Optimal dilutions should be determined by end users. Add 0.2ml of distilled water will yield a concentration of 500ug/ml.	
Isotype	Rabbit IgG	
Clonality	Polyclonal	
MW	82357 MW	
Uniprot ID	Q05996	
Expiration Date	12 months from date of receipt.	