
Product Datasheet

ZBTB7A Antibody (orb334643)

Description

ZBTB7A Antibody

Species/Host

Rabbit

Reactivity

Human

Conjugation

Unconjugated

Tested Applications

FC, ICC, IF, IHC, WB

Immunogen

A synthetic peptide corresponding to a sequence at the N-terminus of human ZBTB7A (125-163aa DLLDRQILAADAGADAGQLDLVDQIDQRNLLRAKEYLEF), different from the related mouse sequence by eleven amino acids, and from the related rat sequence by ten amino acids.

Form/Appearance

Lyophilized

Concentration

Adding 0.2 ml of distilled water will yield a concentration of 500 µg/ml.

Storage

Store at -20°C for one year from date of receipt. After reconstitution, at 4°C for one month. It can also be aliquotted and stored frozen at -20°C for six months. Avoid repeated freeze-thaw cycles.

Note

For research use only

Application notes

Tested Species: In-house tested species with positive results. By Heat: Boiling the paraffin sections in 10mM citrate buffer, pH6.0, for 20mins is required for the staining of formalin/paraffin sections. Other applications have not been tested. Optimal dilutions should be determined by end users. Add 0.2ml of distilled water will yield a concentration of 500ug/ml.

Isotype

Rabbit IgG

Clonality

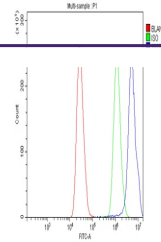
Polyclonal

MW

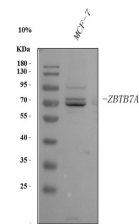
61439 MW

Uniprot ID
[O95365](https://www.uniprot.org/entry/O95365)
Expiration Date

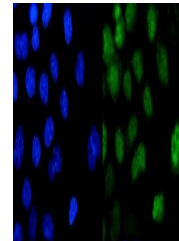
12 months from date of receipt.



Flow Cytometry analysis of MCF-7 cells u...



WB analysis of ZBTB7A using anti-ZBTB7A ...



IF analysis of ZBTB7A using anti-ZBTB7A ...