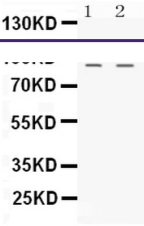
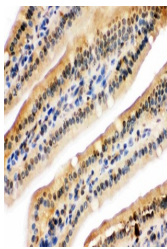
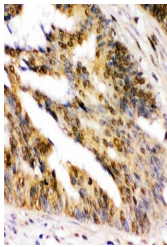


---

## Product Datasheet

### NIRF/UHRF2 Antibody (orb334639)

<b>Description</b>	NIRF/UHRF2 Antibody	
<b>Species/Host</b>	Rabbit	
<b>Reactivity</b>	Human, Mouse, Rat	
<b>Conjugation</b>	Unconjugated	
<b>Tested Applications</b>	IHC, WB	WB analysis of NIRF using anti-NIRF anti...
<b>Immunogen</b>	A synthetic peptide corresponding to a sequence at the N-terminus of human NIRF (15-54aa TIEDVSRKATIEELRERVWALFDVREPCQRLFYRGKQLEN), identical to the related mouse and rat sequences.	
<b>Form/Appearance</b>	Lyophilized	
<b>Concentration</b>	Adding 0.2 ml of distilled water will yield a concentration of 500 µg/ml.	
<b>Storage</b>	Store at -20°C for one year from date of receipt. After reconstitution, at 4°C for one month. It can also be aliquotted and stored frozen at -20°C for six months. Avoid repeated freeze-thaw cycles.	
<b>Note</b>	For research use only	IHC analysis of NIRF using anti-NIRF ant...
<b>Application notes</b>	Tested Species: In-house tested species with positive results. By Heat: Boiling the paraffin sections in 10mM citrate buffer, pH6.0, for 20mins is required for the staining of formalin/paraffin sections. Other applications have not been tested. Optimal dilutions should be determined by end users. Add 0.2ml of distilled water will yield a concentration of 500ug/ml.	
<b>Isotype</b>	Rabbit IgG	IHC analysis of NIRF using anti-NIRF ant...
<b>Clonality</b>	Polyclonal	
<b>MW</b>	89985 MW	
<b>Uniprot ID</b>	<b>Q96PU4</b>	
<b>Expiration Date</b>	12 months from date of receipt.	