
Product Datasheet

UHRF1 Antibody (orb334638)

Description

UHRF1 Antibody

Species/Host

Rabbit

Reactivity

Human

Conjugation

Unconjugated

Tested

FC, ICC, IF, IHC, WB

Applications
Immunogen

A synthetic peptide corresponding to a sequence at the N-terminus of human UHRF1 (14-51aa HTVDSLRLTKVEELRRKIQLFHVPEGLQRLFYRGKQ), different from the related mouse sequence by six amino acids, and from the related rat sequence by five amino acids.

Form/Appearance

Lyophilized

Concentration

Adding 0.2 ml of distilled water will yield a concentration of 500 µg/ml.

Storage

Store at -20°C for one year from date of receipt. After reconstitution, at 4°C for one month. It can also be aliquotted and stored frozen at -20°C for six months. Avoid repeated freeze-thaw cycles.

Note

For research use only

Application notes

Tested Species: In-house tested species with positive results. By Heat: Boiling the paraffin sections in 10mM citrate buffer, pH6.0, for 20mins is required for the staining of formalin/paraffin sections. Other applications have not been tested. Optimal dilutions should be determined by end users. Add 0.2ml of distilled water will yield a concentration of 500ug/ml.

Isotype

Rabbit IgG

Clonality

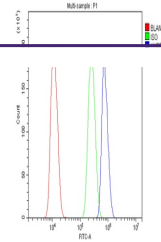
Polyclonal

MW

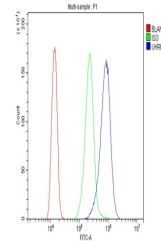
89814 MW

Uniprot ID
[Q96T88](https://www.uniprot.org/entry/Q96T88)
Expiration Date

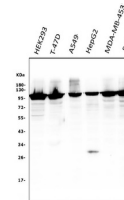
12 months from date of receipt.



Flow Cytometry analysis of U20S cells us...



Flow Cytometry analysis of A431 cells us...



WB analysis of UHRF1 using anti-UHRF1 an...