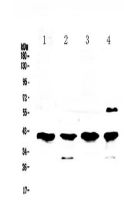


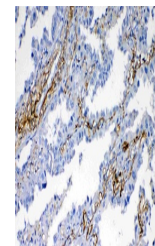
Product Datasheet

VEGFD/FIGF Antibody (orb334602)

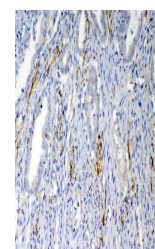
Description	VEGFD/FIGF Antibody
Species/Host	Rabbit
Reactivity	Human, Mouse, Rat
Conjugation	Unconjugated
Tested Applications	IHC, WB
Immunogen	E. coli-derived human VEGFD recombinant protein (Position: F89-R205). Human VEGFD shares 94% and 94.9% amino acid (aa) sequence identity with mouse and rat VEGFD, respectively.
Form/Appearance	Lyophilized
Concentration	Adding 0.2 ml of distilled water will yield a concentration of 500 µg/ml.
Storage	Store at -20°C for one year from date of receipt. After reconstitution, at 4°C for one month. It can also be aliquotted and stored frozen at -20°C for six months. Avoid repeated freeze-thaw cycles.
Note	For research use only
Application notes	Tested Species: In-house tested species with positive results. Other applications have not been tested. Optimal dilutions should be determined by end users. Add 0.2ml of distilled water will yield a concentration of 500ug/ml.
Isotype	Rabbit IgG
Clonality	Polyclonal
MW	40444 MW
Uniprot ID	043915
Expiration Date	12 months from date of receipt.



WB analysis of VEGFD using anti-VEGFD an...



IHC analysis of VEGFD using anti-VEGFD a...



IHC analysis of VEGFD using anti-VEGFD a...