
Product Datasheet

KAP1/TRIM28 Antibody (orb334567)

Description

KAP1/TRIM28 Antibody

Species/Host

Rabbit

Reactivity

Human, Mouse, Rat

Conjugation

Unconjugated

Tested Applications

FC, ICC, IF, IHC, WB

Immunogen

E.coli-derived human KAP1 recombinant protein (Position: A699-P835). Human KAP1 shares 94.9% amino acid (aa) sequence identity with both mouse and rat KAP1.

Form/Appearance

Lyophilized

Concentration

Adding 0.2 ml of distilled water will yield a concentration of 500 µg/ml.

Storage

Store at -20°C for one year from date of receipt. After reconstitution, at 4°C for one month. It can also be aliquotted and stored frozen at -20°C for six months. Avoid repeated freeze-thaw cycles.

Note

For research use only

Application notes

Tested Species: In-house tested species with positive results. By Heat: Boiling the paraffin sections in 10mM citrate buffer, pH6.0, for 20mins is required for the staining of formalin/paraffin sections. Other applications have not been tested. Optimal dilutions should be determined by end users. . Add 0.2ml of distilled water will yield a concentration of 500ug/ml.

Isotype

Rabbit IgG

Clonality

Polyclonal

MW

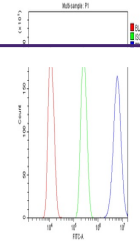
88550 MW

Uniprot ID
[Q13263](https://www.uniprot.org/protein/Q13263)
Sensitivity

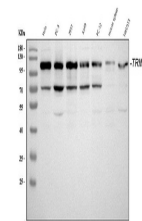
20pg/ml

Expiration Date

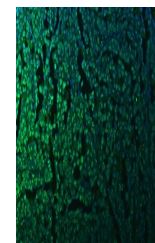
12 months from date of receipt.



Flow Cytometry analysis of U2OS cells us...



WB analysis of KAP1 using anti-KAP1 anti...



IF analysis of KAP1 using anti-KAP1 anti...