

Product Datasheet

Munc18-1/STXBP1 Antibody (orb334551)

Description

Munc18-1/STXBP1 Antibody

Species/Host

Rabbit

Reactivity

Human, Mouse, Rat

Conjugation

Unconjugated

Tested

FC, ICC, IF, IHC, WB

Applications
Immunogen

A synthetic peptide corresponding to a sequence at the N-terminus of human Munc18-1 (184-216aa KEYPAVRYRGEYKDNALLAQLIQDKLDAYKADD), identical to the related mouse and rat sequences.

Form/Appearance

Lyophilized

Concentration

Adding 0.2 ml of distilled water will yield a concentration of 500 µg/ml.

Storage

Store at -20°C for one year from date of receipt. After reconstitution, at 4°C for one month. It can also be aliquotted and stored frozen at -20°C for six months. Avoid repeated freeze-thaw cycles.

Note

For research use only

Application notes

Tested Species: In-house tested species with positive results.
 By Heat: Boiling the paraffin sections in 10mM citrate buffer, pH6.0, for 20mins is required for the staining of formalin/paraffin sections. Other applications have not been tested. Optimal dilutions should be determined by end users.
 . Add 0.2ml of distilled water will yield a concentration of 500ug/ml.

Isotype

Rabbit IgG

Clonality

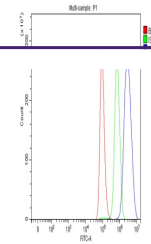
Polyclonal

MW

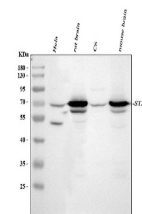
67569 MW

Uniprot ID
P61764
Expiration Date

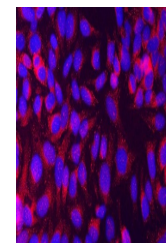
12 months from date of receipt.



Flow Cytometry analysis of A549 cells us...



WB analysis of STXBP1 using anti-STXBP1 ...



IF analysis of STXBP1 using anti-STXBP1 ...