
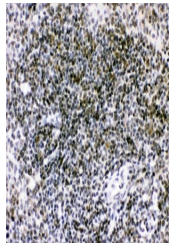
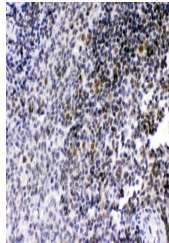

Product Datasheet

RAG2 Antibody (orb334525)

Description	RAG2 Antibody	130KD - 1 2 3
Species/Host	Rabbit	
Reactivity	Human, Mouse, Rat	WB analysis of RAG2 using anti-RAG2 anti...
Conjugation	Unconjugated	
Tested Applications	IHC, WB	IHC analysis of RAG2 using anti-RAG2 ant...
Immunogen	A synthetic peptide corresponding to a sequence at the C-terminus of human RAG2 (498-527aa KKPPMKSLRKKGSGKILTPAKKSFLRRLFD), different from the related mouse sequence by three amino acids.	
Form/Appearance	Lyophilized	
Concentration	Adding 0.2 ml of distilled water will yield a concentration of 500 µg/ml.	
Storage	Store at -20°C for one year from date of receipt. After reconstitution, at 4°C for one month. It can also be aliquotted and stored frozen at -20°C for six months. Avoid repeated freeze-thaw cycles.	
Note	For research use only	
Application notes	Tested Species: In-house tested species with positive results. By Heat: Boiling the paraffin sections in 10mM citrate buffer, pH6.0, for 20mins is required for the staining of formalin/paraffin sections. Other applications have not been tested. Optimal dilutions should be determined by end users. . Add 0.2ml of distilled water will yield a concentration of 500ug/ml.	
Isotype	Rabbit IgG	IHC analysis of RAG2 using anti-RAG2 ant...
Clonality	Polyclonal	
MW	59241 MW	
Uniprot ID	P55895	
Expiration Date	12 months from date of receipt.	