

---

## Product Datasheet

# OGT/O-Linked N-Acetylglucosamine Transferase Antibody (orb334499)

**Description**

OGT/O-Linked N-Acetylglucosamine Transferase Antibody

**Species/Host**

Rabbit

**Reactivity**

Human, Mouse, Rat

**Conjugation**

Unconjugated

**Tested Applications**

FC, ICC, IF, IHC, WB

**Immunogen**

A synthetic peptide corresponding to a sequence at the C-terminus of human OGT (1008-1046aa NTKQYTMELERLYLQMWEHYAAGNKPDHMIKPVEVTESA), identical to the related mouse and rat sequences.

**Form/Appearance**

Lyophilized

**Concentration**

Adding 0.2 ml of distilled water will yield a concentration of 500 µg/ml.

**Storage**

Store at -20°C for one year from date of receipt. After reconstitution, at 4°C for one month. It can also be aliquotted and stored frozen at -20°C for six months. Avoid repeated freeze-thaw cycles.

**Note**

For research use only

**Application notes**

Tested Species: In-house tested species with positive results. Predicted Species: Species predicted to be fit for the product based on sequence similarities. By Heat: Boiling the paraffin sections in 10mM citrate buffer, pH6.0, for 20mins is required for the staining of formalin/paraffin sections. Other applications have not been tested. Optimal dilutions should be determined by end users. . Add 0.2ml of distilled water will yield a concentration of 500ug/ml.

**Isotype**

Rabbit IgG

**Clonality**

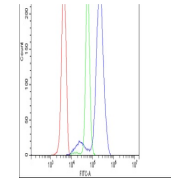
Polyclonal

**MW**

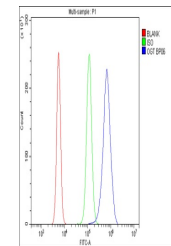
116925 MW

**Uniprot ID**
[O15294](https://www.uniprot.org/entry/O15294)
**Expiration Date**

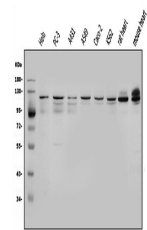
12 months from date of receipt.



Flow Cytometry analysis of U937 cells us...



Flow Cytometry analysis of RAW264.7 cell...



WB analysis of OGT using anti-OGT antibo...