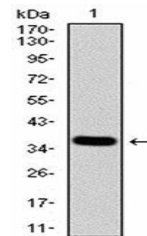



Product Datasheet

KDM5B Antibody (orb334007)

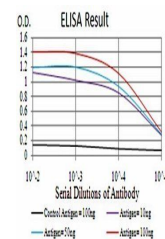
| | |
|----------------------------|--|
| Description | Mouse monoclonal antibody to KDM5B |
| Species/Host | Mouse |
| Reactivity | Human |
| Conjugation | Unconjugated |
| Tested Applications | ELISA, FC |
| Immunogen | Purified recombinant fragment of human KDM5B (AA: 231-319) expressed in E. Coli. |
| Preservatives | Purified antibody in PBS with 0.05% sodium azide |
| Concentration | 1mg/ml |
| Storage | 4°C; -20°C for long term storage. Avoid freeze/thaw cycles. |
| Note | For research use only |
| Isotype | Mouse IgG1 |
| Clonality | Monoclonal |
| MW | 175.6kDa |
| Entrez | 10765 |
| Dilution Range | RCM: 1/200 - 1/400; ELISA: 1/10000 |
| Expiration Date | 12 months from date of receipt. |



Western blot analysis of human recombinant KDM5B.



Western blot analysis of HEK293 cells using KDM5B antibody.



ELISA Black line: Control Antigen (100 n...)