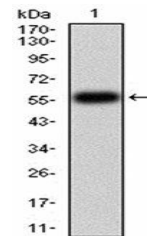



Product Datasheet

ATG14L Antibody (orb333911)

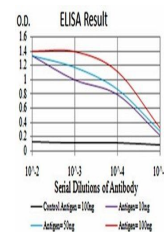
Description	Mouse monoclonal antibody to ATG14L
Species/Host	Mouse
Reactivity	Human
Conjugation	Unconjugated
Tested Applications	ELISA, IHC
Immunogen	Purified recombinant fragment of human ATG14L (AA: 43-303) expressed in E. Coli.
Preservatives	Purified antibody in PBS with 0.05% sodium azide
Concentration	1mg/ml
Storage	4°C; -20°C for long term storage. Avoid freeze/thaw cycles.
Note	For research use only
Isotype	Mouse IgG1
Clonality	Monoclonal
MW	55.3kDa
Entrez	22863
Dilution Range	IHC: 1/200 - 1/1000; ELISA: 1/10000
Expiration Date	12 months from date of receipt.



Western blot analysis of human recombinant ATG14L.



Western blot analysis of HEK293 cells using ATG14L antibody.



ELISA Black line: Control Antigen (100 ng/ml). Red line: Antigen (10 ng/ml). Cyan line: Antigen (50 ng/ml). Magenta line: Antigen (100 ng/ml).