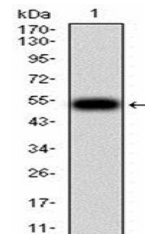



## Product Datasheet

### OTUD4 Antibody (orb333887)

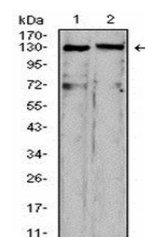
<b>Description</b>	Mouse monoclonal antibody to OTUD4
<b>Species/Host</b>	Mouse
<b>Reactivity</b>	Human, Rat
<b>Conjugation</b>	Unconjugated
<b>Tested Applications</b>	ELISA, FC, WB
<b>Immunogen</b>	Purified recombinant fragment of human OTUD4 (AA: 815-1049) expressed in E. Coli.
<b>Preservatives</b>	Purified antibody in PBS with 0.05% sodium azide
<b>Concentration</b>	1mg/ml
<b>Storage</b>	Maintain refrigerated at 2-8°C for up to 2 weeks. For long term storage store at -20°C in small aliquots to prevent freeze-thaw cycles.
<b>Note</b>	For research use only
<b>Isotype</b>	Mouse IgG1
<b>Clonality</b>	Monoclonal
<b>MW</b>	124kDa
<b>Entrez</b>	<a href="#">54726</a>
<b>Dilution Range</b>	WB: 1/500 - 1/2000; RCM: 1/200 - 1/400; ELISA: 1/10000
<b>Expiration Date</b>	12 months from date of receipt.



Western blot analysis of human recombinant OTUD4.



Western blot analysis of HEK293 cells using OTUD4 antibody.



Western blot analysis of HepG2 cells (Lane 1) using OTUD4 antibody.